





# CONTROL SWITCHES SELECTOR GUIDE

CHARACTERISTICS				
SERIES	R20	R16	R10	R8
<b>Mechanical Features</b>				
n° of Decks	1 to 23	1 to 25	1 to 12	1 to 12
n° of Positions	2 to 8	2 to 8	2 to 8	2 to 8
Steps Angle	45° - 90° stay put and/or Spring Return	45° - 90° stay put and/or Spring Return	45° - 90° stay put and/or Spring Return	45° - 90° stay put and/or Spring Return
Knife type self Cleaning contacts	Yes	Yes	Yes	Yes
Silver Coated Contacts	Standard	Standard	Standard	Standard
Gold Coated Contacts	On Request	On Request	On Request	On Request
<b>Protection Degree</b>				
Contacts Body	IP20	IP20	IP20	IP20
Front	IP40	IP40	IP40	IP40
IP55	On Request	On Request	On Request	/
<b>Contacts Body Dimension (X-Y)</b>	60x60mm	50x50mm	52x48mm	50x30mm
<b>Electrical Features</b>				
Free Air Thermal Current (Ith)	25A	20A	20A	20A
<b>Making and Breaking Capacities</b>				
DC13 T=50ms (INDUCTIVE)	220V - 6A	220V - 1,5A	220V - 1,5A	220V - 1,5A
DC13 T=1ms (RESISTIVE)	220V - 10A	220V - 3A	220V - 3A	220V - 3A
AC14	400V - 16A	400V - 10A	400V - 10A	400V - 10A
AC15	400V - 10A	400V - 6A	400V - 6A	400V - 6A
Rated Insulation Voltage (Ui)	690V	690V	690V	690V
Dielectric Strenght	2.5KV / 60s (50Hz)	2.5KV / 60s (50Hz)	2.5KV / 60s (50Hz)	2.5KV / 60s (50Hz)
Rated Impulse Withstand Voltage (Uimp)	4KV	4KV	4KV	4KV
Contacts Resistance	2,5m Ohm	5m Ohm	5m Ohm	5m Ohm
<b>Handles</b>				
Type	Wing-Pistol-Oval	Wing-Pistol-Oval	Wing-Pistol-Oval	Wing-Pistol-Oval
<b>Frontplates</b>				
Square (mm)	48mm or 64mm	48mm or 64mm	48mm or 64mm	30mm or 48mm
Colour Available	Black - Silver -White -Orange - Yellow	Black - Silver -White -Orange - Yellow	Black - Silver -White -Orange - Yellow	Black - Silver -White -Orange - Yellow
<b>Mounting</b>				
Mosaic Mounting	3 holes /5 holes Mounting	5 holes Mounting	5 holes Mounting	3 holes /5 holes Mounting
Single hole Mounting	NO	On Request	On Request	On Request
<b>Safety Operator</b>				
Key Operated	Yes (up 8 Decks)	Yes (up 12 Decks)	Yes (up 12 Decks)	Yes
Key Lockable (handle+Key)	Yes	Yes	Yes	Yes
Padlockable	Yes	Yes	Yes	Yes (Only on 48x48mm)
<b>Optional Special Feature</b>				
Tandem Drive switch	Yes	Yes	Yes	Yes
Push/Pull to Operate	Yes	Yes	Yes	
Solenoid Lock	Yes	Yes	Yes	
Push Button Interlock (Two Hands operation)	Yes	Yes	Yes	
Interlock Beetween Switches	Yes	Yes	Yes	
Unidirectional Operation	Yes	Yes	Yes	Yes
<b>Terminal Connection</b>				
Screws	M3,5	M3	M3	M3
Type Of Connecting Terminal	Fork - Pin - Tube	Fork - Pin - Tube	Ring - Fork - Pin - Tube	Fork - Pin - Tube
Permissible Wire Gage (mm2)	1,5 to 6	1 to 4	1 to 4	1 to 2,5
Tightening Torque (Nm)	1,2	1,2	1,2	1,2
<b>Environmental Data</b>				
Operating Temperature	-25°C + 60°C	-25°C + 60°C	-25°C + 60°C	-25°C + 60°C
Storage Temperature	-40°C + 80°C	-40°C + 80°C	-40°C + 80°C	-40°C + 80°C